Look who's gone exploring!

Find little surprises. Follow the travelers.

1

Pick a picture

2



Find three ducks

3

Where next?

First surprise: three little ducks have visited the police station!

Grown-up: print pages 1-4; no cutting. Put the two town pictures side by side. Read one invitation, then let the child look. Answers: page 8.

Morning in Busy Town

Look around. Who would you visit first?

Later that afternoon…

Same town. Nine things have moved.

Can you spot…?

Six little discoveries.



T1

Find all three ducks at the police station.



T2

Find the baker's enormous rolling pin.

T3

Find Teddy's X-shaped patch. Where is Teddy?

T4

What carries the flowers at the building site?

T5

Find something you could hold over your head in the rain.

T6

Who is waiting beside the big bus?

Where did it go?

Find it in the morning. Follow it into the afternoon.

T7

Follow the triangle-badge hat.

T8

Where did X-patch Teddy go?

T9

Find the fire engine's afternoon stop.

T10

Find the bread-and-books mix-up.

T11

Where did the checkered cone go?



T12

Follow all three ducklings.

Tell us what happened!

Find the facts. Invent the story.

E1 / The hat's big trip

Find where the hat and dog started together. Find them later. How did they become separated?

E2 / A very odd lunch





The bread and books changed places. A mixed-up delivery - or a planned surprise? You tell it.

E3 / Everyone to the park

Follow Teddy, the dog and the fire engine to the park. What is the gathering for?

E4 / A fountain for ducks



Follow three ducks, an apple and a cone to the square. Make a story with all three discoveries.

Build a new corner of town

Make somewhere surprising to visit.

Make one new place. Add two surprises. Give someone a fair clue.

My clue: Can you find… ?

My story: What might happen if… ?

Grown-up answers + pocket notes

Pictured facts and invented stories.

A SMALL FIRST VISIT

No cutting. Print pages 1-4 and place morning/afternoon side by side. Read one search; the child points. Start at one place and reveal the rest gradually. The printed labels tell the scenes apart.

T1 / Three ducklings at the police station, bottom middle.

T2 / Long rolling pin in the bakery, middle left.

T3 / Teddy is waiting at the clinic, top right.

T4 / The three flowers sit in a wheelbarrow at the building site, middle right.

T5 / The open umbrella at the library, top left.

T6 / The snail at the bus stop, bottom right.

T7 / Hat: town square > bus stop.

T8 / Teddy: clinic > park.

T9 / Fire engine: fire station > park.

T10 / Bread: bakery > library. Books: library > bakery.

T11 / Traffic cone: building site > town square.

T12 / Three ducklings: police station > town square. All three are pictured.

STORY DISCOVERIES

E1 / Morning: both town square. Afternoon: dog at park; hat at bus stop. Their reason for separating is not pictured and is open to invention.

E2 / Bread moves from bakery to library; books move from library to bakery. Either proposed story, or another story fitting those facts, is valid.

E3 / Teddy came from clinic; dog from square; fire engine from fire station. Kite is in the park in both scenes. The gathering's purpose is invented.

E4 / Ducks: police station > square. Apple: park > square. Cone: building site > square. Why they moved is open to invention.

HELP WITHOUT SOLVING

Offer one place or two possible objects if a search stalls. Let the child point, tell or act. A pictured discovery has a pictured answer; who carried things and why is open to invention.

ANOTHER VISIT

Keep scenes unmarked. Stop after a discovery you enjoy. Swap who asks, try the story expeditions or make a new corner of town.